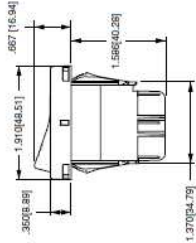
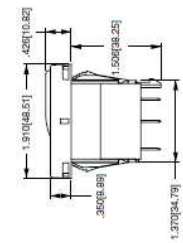


Dimensional Specifications: in. [mm]

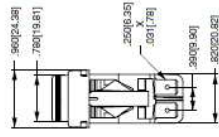
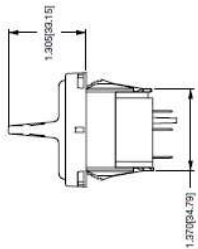
CONTURA X STYLE
SHOWN WITH RAISED BRACKET AND W/O SQUARE LENSES



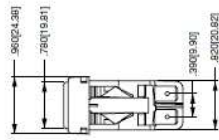
CONTURA XI STYLE
SHOWN WITH RAISED BRACKET AND W/O SQUARE LENSES



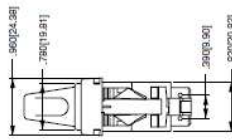
CONTURA XII STYLE
SHOWN WITH PADDOLE ACTUATOR



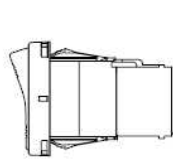
8 TERMINAL BASE W/ BARRIERS



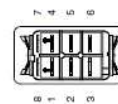
10 TERMINAL BASE W/ BARRIERS



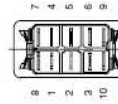
8 TERMINAL BASE W/ BARRIERS



SWITCH SHOWN WITH ACT CONNECTOR



BOTTOM VIEW TERMINAL ARRANGEMENT 8 TERMINAL BASE



BOTTOM VIEW TERMINAL ARRANGEMENT 10 TERMINAL BASE

V 1 SERIES
1 Series, 2 Circuit, 3 Rating, 4 Terminal Illuminator Lamp, 5 Bracket, 6 Lamp, 7 Actuator, 8 Color, 9 Legend, 10 Lens, 11 Body Legend, 12 Orientation, 13 Actuator, 14 Legend, 15 Lens Legend

2 CIRCUIT Connections as viewed from bottom of switch:
8 terminal - 10 terminal
1 - 1, 2 - 2, 3 - 3, 4 - 4, 5 - 5, 6 - 6, 7 - 7, 8 - 8, 9 - 9, 10 - 10

3 RATING
1 - VVA @ 28VDC Resistive
2 - VVA @ 100VAC Resistive
3 - VVA @ 100VAC Inductive
4 - VVA @ 100VAC Inductive

4 TERMINATION BASE STYLE
1 - None
2 - 250 TAB (OC) no barriers
3 - 250 TAB (OC) with barriers
4 - Solder Lug no barriers
5 - Solder Lug with barriers
6 - Wire Leads no barriers
7 - Wire Leads with barriers

5 ILLUMINATION & SWITCH SEALING
Lamp #2 above terminals 1 & 4 and/or sealant. Lamp #2 above terminals 3 & 6 and/or switch.
Positive (+) and negative (-) symbols apply to LED lamps only

6 BRACKET COLOR/PANEL SEAL
1 - No Seal
2 - Black
3 - White
4 - Gray

7 ACTUATOR
1 - No Actuator
2 - Contura II
3 - Contura III

8 FLUSH BRACKET COLOR/PANEL SEAL
1 - No Seal
2 - Black
3 - White
4 - Gray

9 ACTUATOR
1 - No Actuator
2 - Contura II
3 - Contura III

10 LENS
1 - Lens color for LEDs must be clear, white, or match color of LED.
2 - No Actuator
3 - No Lens
4 - Clear
5 - White
6 - Amber
7 - Green
8 - Red
9 - Yellow
10 - Blue
11 - Purple
12 - Orange
13 - Brown
14 - Tan
15 - Grey

11 ACTUATOR COLOR AND TEXTURE
1 - No Actuator
2 - Soft Surface
3 - Hard Surface

12 ACTUATOR LENS OR BODY LEGENDS
100 - No Legend this location/No actuator
11 ON 12 OFF 13 1 14 0
15 0 0 16 0 17 0 18 1 0
F N F F

13 LEGEND ORIENTATION
1 - No Legend (used with codes 11-16 in section 12)
2 - Orientation 1
3 - Orientation 2
4 - Orientation 3
5 - Orientation 4

14 ACTUATOR LENS LEGEND
100 - No Legend this location/No actuator
101 - Legend this location/Actuator required when switch requires two legends. If the two legends consist of one lens and one body legend, lens legend must be specified in section 12, body legends specified in section 14.
For legend options & codes, see page 59 of this catalog

6.7 LAMP (same coding for both selections)
Selection 6: above terminals 1 & 4, Section 7: above terminals 3 & 6
No lamp
0 - 105VAC
1 - 250VAC
2 - 250VAC
3 - 250VAC
4 - 250VAC
5 - 250VAC
6 - 250VAC
7 - 250VAC
8 - 250VAC
9 - 250VAC
10 - 250VAC
11 - 250VAC
12 - 250VAC
13 - 250VAC
14 - 250VAC
15 - 250VAC

8 FLUSH BRACKET COLOR/PANEL SEAL
1 - No Seal
2 - Black
3 - White
4 - Gray

9 ACTUATOR
1 - No Actuator
2 - Contura II
3 - Contura III

10 LENS
1 - Lens color for LEDs must be clear, white, or match color of LED.
2 - No Actuator
3 - No Lens
4 - Clear
5 - White
6 - Amber
7 - Green
8 - Red
9 - Yellow
10 - Blue
11 - Purple
12 - Orange
13 - Brown
14 - Tan
15 - Grey

11 ACTUATOR COLOR AND TEXTURE
1 - No Actuator
2 - Soft Surface
3 - Hard Surface

12 ACTUATOR LENS OR BODY LEGENDS
100 - No Legend this location/No actuator
11 ON 12 OFF 13 1 14 0
15 0 0 16 0 17 0 18 1 0
F N F F

13 LEGEND ORIENTATION
1 - No Legend (used with codes 11-16 in section 12)
2 - Orientation 1
3 - Orientation 2
4 - Orientation 3
5 - Orientation 4

14 ACTUATOR LENS LEGEND
100 - No Legend this location/No actuator
101 - Legend this location/Actuator required when switch requires two legends. If the two legends consist of one lens and one body legend, lens legend must be specified in section 12, body legends specified in section 14.
For legend options & codes, see page 59 of this catalog

NOTES
1 - Consult factory to verify nosecover rating for your particular circuit choice.
2 - Custom colors are available. Consult factory.
3 - Body legends not available on Soft surface actuator; White imprinting is standard on Custom colors. Consult factory.
4 - Additional ratings available. See page 57.
5 - Contura II available with two square lenses. Consult factory for details.
6 - Rating 9 only available with circuits 1, 4, A & D.