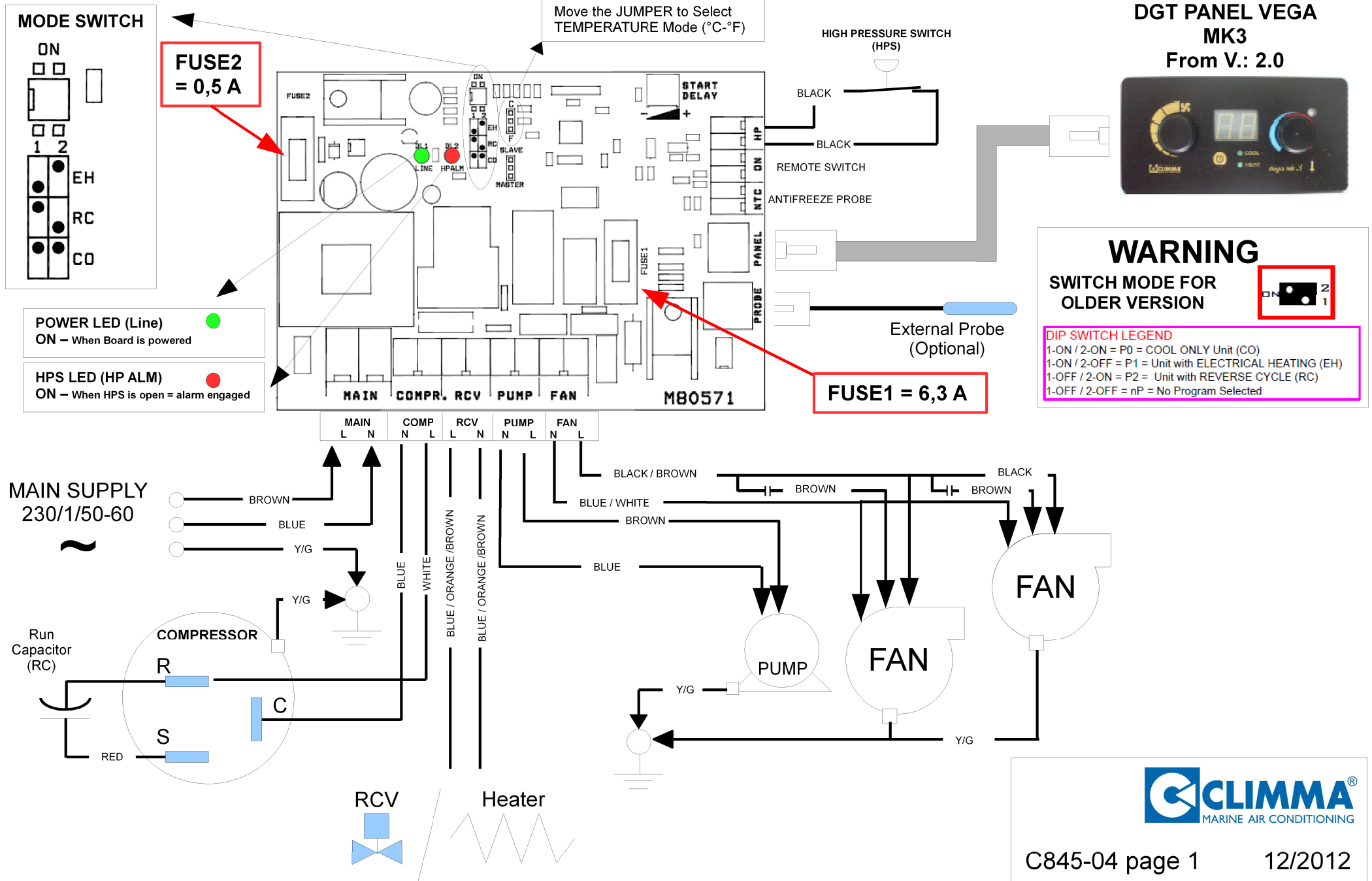
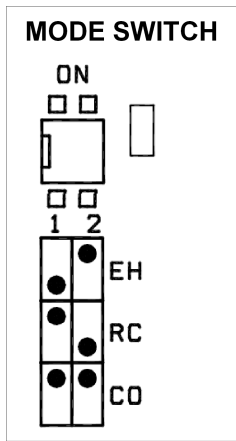


MK3 POWERBOARD CONNECTION – RC / EH VERSION



MK3 POWERBOARD CONNECTION - CO VERSION

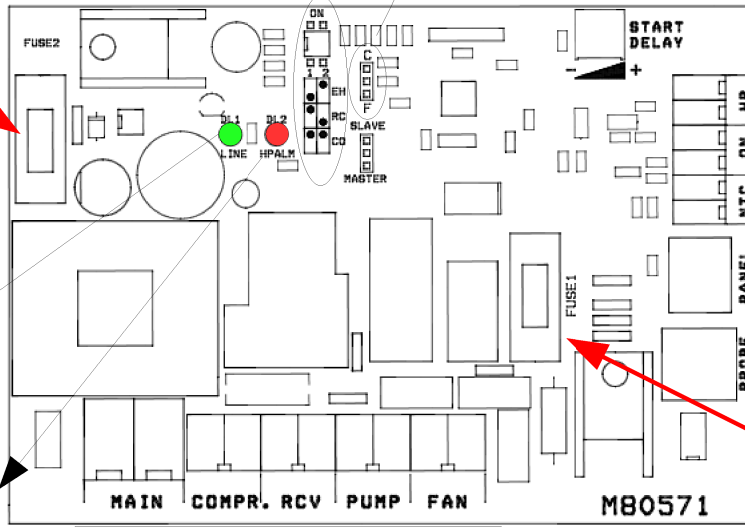


FUSE2 = 0,5 A

Move the JUMPER to Select TEMPERATURE Mode (°C-°F)

HIGH PRESSURE SWITCH (HPS)

DGT PANEL VEGA MK3
From V.: 2.0



POWER LED (Line) ON – When Board is powered

HPS LED (HP ALM) ON – When HPS is open = alarm engaged

FUSE1 = 6,3 A

WARNING

SWITCH MODE FOR OLDER VERSION

DIP SWITCH LEGEND

- 1-ON / 2-ON = P0 = COOL ONLY Unit (CO)
- 1-ON / 2-OFF = P1 = Unit with ELECTRICAL HEATING (EH)
- 1-OFF / 2-ON = P2 = Unit with REVERSE CYCLE (RC)
- 1-OFF / 2-OFF = nP = No Program Selected

MAIN SUPPLY
230/1/50-60

