

# easy<sup>®</sup> technical data

## Notes for technical information:

### Description =

Name of the product

### Ref. No =

Each article has its own ref. No. Please state when ordering

### B.L. kg =

Breaking load of the product

### Working L. kg =

The recommended max. working load (cf. warranty terms)

(Max.) line Ø =

Min. and/or max. line diameter

### Max.boat =

Approx. boat length, feet (1 foot = approx. 30 cm)

Based on a standard cruising/racing boat. For extreme racing boats or for special purposes, please contact your dealer or Berendsen Teknik. A.S. For blocks the information refers to mainsheet blocks.

### Materials =

A rough survey of the materials used. Stainless steel, aluminium, delrin, nylon are many things.

For more detailed information, please contact your dealer or Berendsen Teknik A.S.

W mm = Width mm

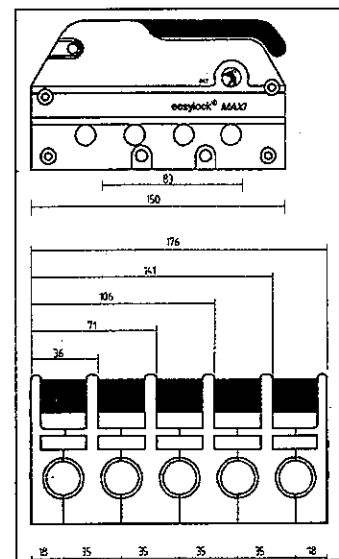
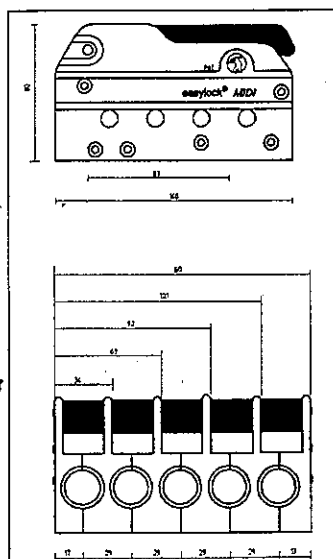
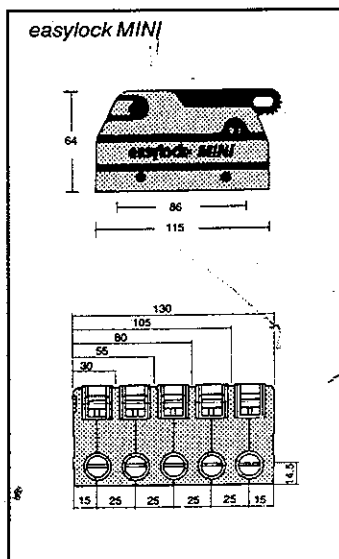
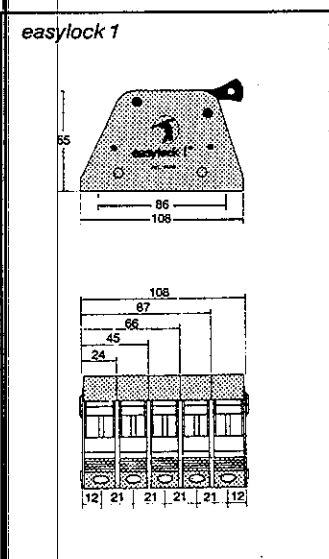
L mm = Length mm

H mm = Height mm

Measures of blocks are shown on the drawing of each block type.

Sheave mm =

Diameter and width of sheaves for line or wire in mm.



| DESCRIPTION | REF.NO | WEIGHT GR | B.L. KG | WORK LOAD KG | MAX. LINE Ø MM | MAX. BOAT FEET | MATERIALS | W MM | L MM | H MM | SHEAVE Ø MM |
|-------------|--------|-----------|---------|--------------|----------------|----------------|-----------|------|------|------|-------------|
|-------------|--------|-----------|---------|--------------|----------------|----------------|-----------|------|------|------|-------------|

### easylock 1

|           |       |          |     |     |      |    |            |     |     |    |  |
|-----------|-------|----------|-----|-----|------|----|------------|-----|-----|----|--|
| Single    | black | 14078-10 | 220 | 300 | 6-10 | 28 |            | 24  | 108 | 65 |  |
| Double    | black | 14078-20 | 400 | 300 | 6-10 | 28 | Aluminium, | 45  | 108 | 65 |  |
| Triple    | black | 14078-30 | 575 | 300 | 6-10 | 28 | delrin,    | 66  | 108 | 65 |  |
| Quadruple | black | 14078-40 | 750 | 300 | 6-10 | 28 | s.s.       | 87  | 108 | 65 |  |
| Quintuple | black | 14078-50 | 920 | 300 | 6-10 | 28 |            | 108 | 108 | 65 |  |

Available in grey, ref.Nos 14078-01 - 05

### easylock MINI

|           |       |          |      |     |      |    |            |     |     |    |  |
|-----------|-------|----------|------|-----|------|----|------------|-----|-----|----|--|
| Single    | black | 14090-10 | 304  | 450 | 6-10 | 32 |            | 30  | 115 | 64 |  |
| Double    | black | 14090-20 | 566  | 450 | 6-10 | 32 | PBTP,      | 55  | 115 | 64 |  |
| Triple    | black | 14090-30 | 824  | 450 | 6-10 | 32 | aluminium, | 80  | 115 | 64 |  |
| Quadruple | black | 14090-40 | 1084 | 450 | 6-10 | 32 | s.s.       | 105 | 115 | 64 |  |
| Quintuple | black | 14090-50 | 1344 | 450 | 6-10 | 32 |            | 130 | 115 | 64 |  |

Available in grey, ref.Nos 14090-01 - 05

### easylock MIdi

|           |       |          |      |     |      |    |            |     |     |    |  |
|-----------|-------|----------|------|-----|------|----|------------|-----|-----|----|--|
| Single    | black | 14093-10 | 468  | 700 | 6-12 | 40 |            | 34  | 140 | 80 |  |
| Double    | black | 14093-20 | 822  | 700 | 6-12 | 40 | PBTP,      | 63  | 140 | 80 |  |
| Triple    | black | 14093-30 | 1219 | 700 | 6-12 | 40 | aluminium, | 92  | 140 | 80 |  |
| Quadruple | black | 14093-40 | 1639 | 700 | 6-12 | 40 | s.s.       | 121 | 140 | 80 |  |
| Quintuple | black | 14093-50 | 1987 | 700 | 6-12 | 40 |            | 150 | 140 | 80 |  |

Available in grey, ref.Nos 14093-01 - 05

### easylock MAXI

|           |       |          |      |      |      |    |            |     |     |    |  |
|-----------|-------|----------|------|------|------|----|------------|-----|-----|----|--|
| Single    | black | 14094-10 | 777  | 1400 | 8-16 | 65 |            | 36  | 150 | 88 |  |
| Double    | black | 14094-20 | 1456 | 1400 | 8-16 | 65 | PBTP,      | 71  | 150 | 88 |  |
| Triple    | black | 14094-30 | 2248 | 1400 | 8-16 | 65 | aluminium, | 106 | 150 | 88 |  |
| Quadruple | black | 14094-40 | 2935 | 1400 | 8-16 | 65 | s.s.       | 141 | 150 | 88 |  |
| Quintuple | black | 14094-50 | 3564 | 1400 | 8-16 | 65 |            | 176 | 150 | 88 |  |

Available in grey, ref.Nos 14094-01 - 05